




IN® - SHOCK AB® CEILING




Fixation of sole and thread of rod.



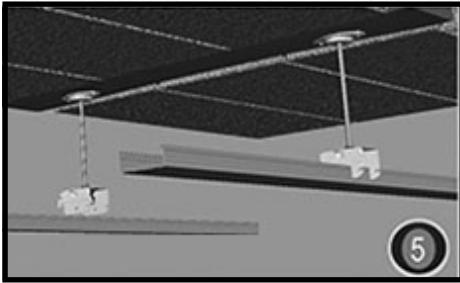
Introduction of the insulators and threading cups.




Threading of cups for supporting and levelling.




Sliding of the insulators through the rods.




Fixation of the insulators in the profile.



Press to activate the safety device.



Fixing plate on profile.



Constructive detail.

