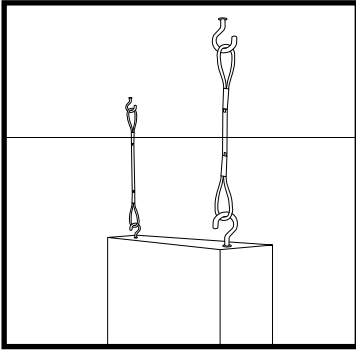
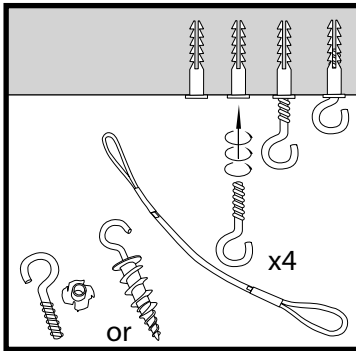
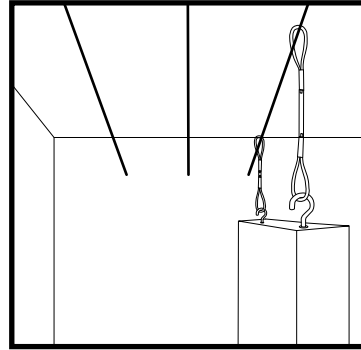


| MELLOWAFFLE | WATERCOT | WIDEBAFFLE |

Read instructions in full prior to install and then choose one of these two mounting methods and apply it: Ceiling installation method can either be with horizontal suspension cables (left) installed on the walls; or suspension method directly from the ceiling using metallic hooks and wires (right);

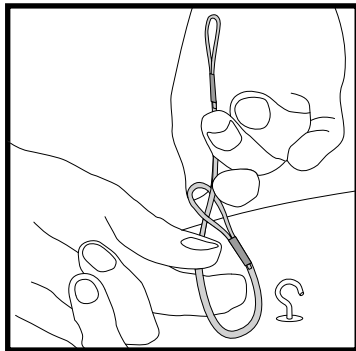
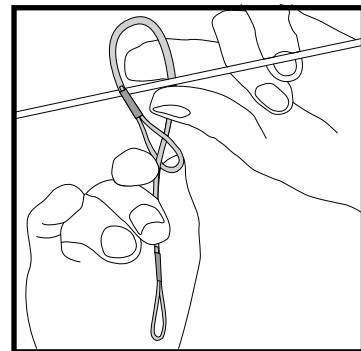


Measure the ceiling and mark points as needed to install suspension metal hooks; or horizontal suspension cables on the ceiling

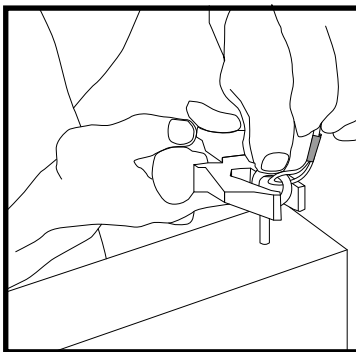
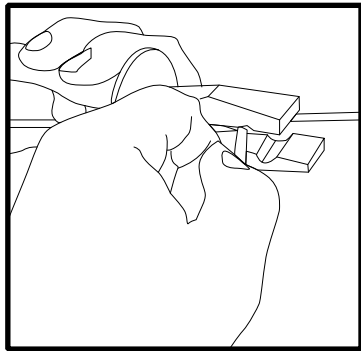


Suspend vertical suspension cables to the hooks on the panel.

Optionally the hooks can be tighten onto the vertical cables.



Suspend vertical suspension cables to the hooks on the panel.



Accessories' kit; the product is supplied with the necessary accessories and depending on the model.

